UNDERSTANDING CEA ANTENNA MARKS FOR OUTDOOR ANTENNAS

Antenna color codes are broken into seven different zones. These zones identify the different types of antennas that are required for a consumer to receive optimal reception. Typically, the closer consumers live to the signal tower, the better reception they will receive. They may also be able to use an indoor antenna versus an outdoor. The farther away a consumer lives, the opposite is true. However, there are many variables that impact exactly which antenna a consumer will need.

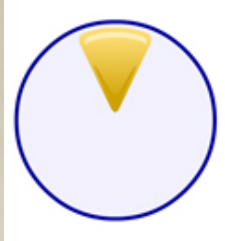

SMALL MULTI-DIRECTIONAL	
DESCRIPTION:	The smallest of TV antennas, they receive equally well from all directions.
APPEARANCE:	Good looking designs including novel shaped disk and patch antennas, and antennas that attach to satellite systems.
USE:	In yellow color code areas where signal strength is highest and away from reflecting structures or low areas.

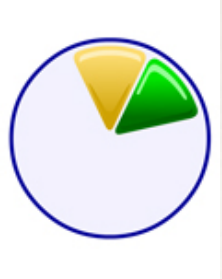

MEDIUM MULTI-DIRECTIONAL	
DESCRIPTION:	Somewhat larger and slightly more powerful
APPEARANCE:	These antennas include novel stick, wing shaped or disk antennas with long elements.
USE:	Green color code areas. An amplified antenna is recommended in the green area anytime a long (20 feet or more) cable run from the antenna is required, or when more than one device (TV or VCR) is to be used with an antenna. They work best away from reflecting structures or low areas.

LARGE MULTI-DIRECTIONAL	
DESCRIPTION:	Bigger in size, these antennas receive more signal power. Better for greater distances from signal source and areas with low signal strength.
APPEARANCE:	Styles include element antennas. These antennas can be used to reject simple ghost situations.
USE:	When mounted at rooftop heights (30 feet or higher) outdoors, amplified antennas can be used in light green color code areas away from reflecting structures or low areas.

SMALL DIRECTIONAL	
DESCRIPTION:	Antennas that act like large multidirectional on channels 2-6 but on higher channels these antennas start to have useful ghost reducing effects. Picture quality is excellent when no signal reflecting structures are around.
APPEARANCE:	Multi-element rooftop antennas.
USE:	Suitable for far edge of light green color code areas. Amplified antennas with rooftop mounting can be used in these areas if the area is free of signal reflecting structures and is not in a low area.

MEDIUM DIRECTIONAL	
DESCRIPTION:	Most popular rooftop antenna due to its modest size and ghost reducing characteristics.
APPEARANCE:	Multi-element rooftop antennas.
USE:	If there are ghost producing reflective structures near TV receiver antenna location, this kind of antenna is best for yellow, green, light green and red color code areas. Amplified antennas with rooftop mounting can be used with the blue color code.

LARGE DIRECTIONAL	
DESCRIPTION:	Large antennas used in weak signal areas for maximum possible TV reception.
APPEARANCE:	Multi-element rooftop antennas.
USE:	Can be used in any color code area, but requires an amplifier and roof mounting for blue, violet and red color codes. Amplifiers are not recommended for yellow color codes.

DEFINITIONS:

Directional Type

Multi: The antenna is capable of pulling in signals from different directions ranging from 40-100 degrees in relation of left and right from the direction the antenna is pointed in.

Omni: The antenna is capable of pulling in a signal from a 360 degree direction.

Directional: The design of this antenna is for distance and only has a range of about 10-40 degrees in relation of left and right for pulling in a signal from the direction the antenna is pointed in.

RF Type

VHF: This frequency is used for RF channels 2-13. 2-6 is considered to be Low VHF, and 6-13 is considered to be High VHF. This channel reference is in regards to the RF frequency and not the actual channel on your television.

UHF: This frequency is used for RF channels 14-69 and is currently the more frequently used frequency spectrum for most, but not all local broadcasts.

FM: This is the frequency in relation to FM Radio.

Range (Miles): This represents about how many miles the range of the particular antenna can pull in.

Reception Gain (dB): This represents the decibel gain specs amongst the different RF channels for each antenna.

Antenna Size: This section gives you the measurements of each antenna.

Specs: Click on this link to view and in depth spec chart for the antenna.

SolidSignal.com is your source for DIRECTV equipment, supplies, and support. We have over 10 years' experience in installing and supporting satellite equipment. Our technical staff is ready to answer all your questions!

visit SOLIDSIGNAL.COM for the best selection of equipment and supplies for the high-end installer or do-it-yourselfer!

FORUMS.SOLIDSIGNAL.COM is your source for 24-hour support!

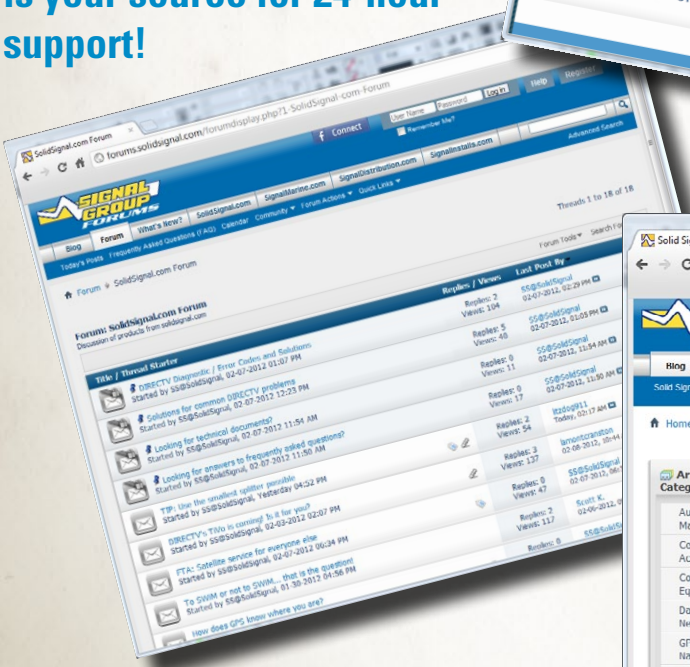

BLOG.SOLIDSIGNAL.COM is your information destination for news, reviews, and tips!